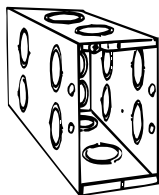


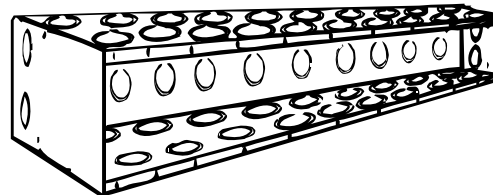
Catalogue Number	Dimensions H x W x D (inches)	Number of Gangs	Knockouts			
			1/2" & 3/4" concentric			1/2", 3/4" & 1" con. ends
			sides	bottom	ends	
2 1/2" Deep - 14 cu. in. / gang						
CI-MBS-1-K	3 3/4 x 2 x 2 1/2	1	4	2	2	-
CI-MBS-2-K	3 3/4 x 3 25/32 x 2 1/2	2	4	4	4	-
CI-MBS-3-K	3 3/4 x 5 19/32 x 2 1/2	3	4	6	6	-
CI-MBS-4-K	3 3/4 x 7 13/32 x 2 1/2	4	4	8	8	-
CI-MBS-5-K	3 3/4 x 9 7/32 x 2 1/2	5	4	5	10	-
CI-MBS-6-K	3 3/4 x 11 1/32 x 2 1/2	6	4	6	12	-

3 1/2" Deep - 21 cu. in. / gang						
CI-MBD-1-K	3 3/4 x 2 x 3 1/2	1	8	2	3	1
CI-MBD-2-K	3 3/4 x 3 25/32 x 3 1/2	2	8	4	6	2
CI-MBD-3-K	3 3/4 x 5 19/32 x 3 1/2	3	8	6	9	3
CI-MBD-4-K	3 3/4 x 7 13/32 x 3 1/2	4	8	8	12	4
CI-MBD-5-K	3 3/4 x 9 7/32 x 3 1/2	5	4	5	20	-
CI-MBD-6-K	3 3/4 x 11 1/32 x 3 1/2	6	4	6	24	-
CI-MBD-7-K	3 3/4 x 12 13/16 x 3 1/2	7	4	14	28	-
CI-MBD-8-K	3 3/4 x 14 5/8 x 3 1/2	8	4	16	32	-
CI-MBD-9-K	3 3/4 x 16 7/16 x 3 1/2	9	4	18	36	-
CI-MBD-10-K	3 3/4 x 18 1/4 x 3 1/2	10	4	20	40	-

On multi-gang boxes, lateral spacing between mounting holes is 1 13/16".

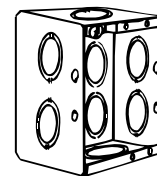


CI-MBD-1-K
1 gang.

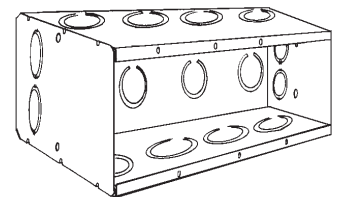


CI-MBD-10-K
10 gang.

to



CI-MBS-1-K
1 gang.

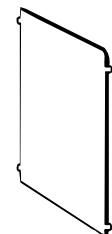


CI-MBS-6-K
6 gang.

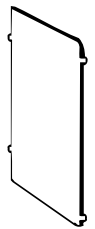
to

Catalogue Number	Description
Accessories	
CI-MBD-P	Steel partition for MBD 3 1/2" deep masonry boxes. (2 to 4 gang only.)
CI-MBS-P	Steel partition for MBS 2 1/2" deep masonry boxes. (2 to 4 gang only.)

Partitions are required when conductors are connected to different sources.



CI-MBD-P
Partition.



CI-MBS-P
Partition.

