


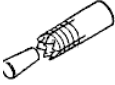

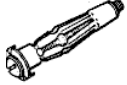




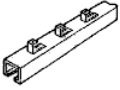




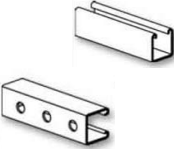
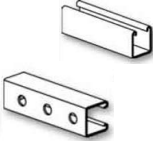







Section 8: Division 26—Electrical

	Description	Rev	Normal	Difficult	Very Difficult	Company Experience	Unit
26 05 29: Hangers and Supports for Electrical Systems							
	Toggle Bolts						
	1/4-inch		12.00	15.00	18.00		C
	3/8-inch		13.00	16.20	19.50		C
	1/2-inch		15.00	18.70	22.50		C
	5/8-inch		17.00	21.20	25.00		C
	3/4-inch		20.00	25.00	30.00		C
	Drop-in Anchors						
	1/4-inch		16.00	20.00	24.00		C
	3/8-inch		18.00	22.50	27.00		C
	1/2-inch		20.00	25.00	30.00		C
	5/8-inch		23.00	28.70	34.50		C
	3/4-inch		26.00	32.50	39.00		C
	Expansion Shields						
	1/4-inch		18.00	22.50	27.00		C
	3/8-inch		20.00	25.00	30.00		C
	1/2-inch		22.00	27.50	33.00		C
	5/8-inch		25.00	31.20	37.50		C
	3/4-inch		28.00	35.00	42.00		C
	Self Drill Anchors						
	1/4-inch		20.00	25.00	30.00		C
	3/8-inch		22.00	27.50	33.00		C
	1/2-inch		24.00	30.00	36.00		C
	5/8-inch		27.00	33.70	40.00		C
	3/4-inch		30.00	37.50	45.00		C
	Concrete Anchor Bolts						
	1/4-inch		16.00	20.00	24.00		C
	3/8-inch		18.00	22.50	27.00		C
	1/2-inch		20.00	25.00	30.00		C
	5/8-inch		23.00	28.70	34.50		C
	3/4-inch		26.00	32.50	39.00		C
	Hollow Wall Anchors						
	3/16-inch		10.00	12.50	15.00		C
	1/4-inch		12.00	15.00	18.00		C
	Plastic Anchors						
	#8		14.00	17.50	21.00		C
	#10		15.00	18.70	22.50		C
	#12		16.00	20.00	24.00		C
	#14		18.00	22.50	27.00		C
	#16		21.00	26.20	31.50		C
	Powder Activated Fasteners - All Types						
Powder Activated Fasteners - All Types		8.00	10.00	12.00		C	
	Hammer Drive Anchors						
	1/4-inch		16.00	20.00	24.00		C
	3/8-inch		18.00	22.50	27.00		C
	1/2-inch		20.00	25.00	30.00		C
	Anchor Bolts Set in Concrete						
	1/2-inch x 4-inch		25.00	31.25	37.50		C
	5/8-inch x 6-inch		30.00	37.50	45.00		C
	3/4-inch x 8-inch		35.00	43.75	52.50		C
	1-inch x 10-inch		40.00	50.00	60.00		C
	1 1/4-inch x 12-inch		45.00	56.25	67.50		C






Section 8: Division 26—Electrical

	Description	Rev	Normal	Difficult	Very Difficult	Company Experience	Unit
	Concrete Channel Inserts						
	1-foot Long		30.00	37.50	45.00		C
	2-foot Long		40.00	50.00	60.00		C
	4-foot Long		50.00	62.00	75.00		C
	6-foot Long		60.00	75.00	90.00		C
	8-foot Long		75.00	93.00	110.00		C
	10-foot Long		90.00	112.00	135.00		C
	Threaded Concrete Inserts						
	Threaded Concrete Inserts		30.00	37.50	45.00		C
	Concrete Channel End Plates						
	Concrete Channel End Plates		8.00	10.00	12.00		C
	Concrete Channel Nuts						
	Concrete Channel Nuts with Springs		6.00	7.50	9.00		C
	Concrete Channel Nuts without Springs		7.00	8.50	10.00		C
	Concrete Channel Studs						
	Concrete Channel Studs with Springs		5.00	6.20	7.50		C
	Concrete Channel Studs without Springs		6.00	7.50	9.00		C
	Pre-cut Strut Hanger Channels						
	6-inch Long		10.00	12.50	15.00		C
	12-inch Long		11.00	13.70	16.50		C
	18-inch Long		12.00	15.00	18.00		C
	24-inch Long		14.00	17.50	21.00		C
	36-inch Long		16.00	20.00	24.00		C
	48-inch Long		18.00	22.50	27.00		C
	Field Cut Strut Hanger Channels						
	6-inch Long		14.00	17.50	21.00		C
	12-inch Long		15.00	18.70	22.50		C
	18-inch Long		16.00	20.00	24.00		C
	24-inch Long		18.00	22.50	27.00		C
	36-inch Long		21.00	26.20	31.50		C
	48-inch Long		24.00	30.00	36.00		C
	Pre-cut Hanger Rods						
	6-inch Long		8.00	10.00	12.00		C
	12-inch Long		9.00	11.20	13.50		C
	18-inch Long		10.00	12.50	15.00		C
	24-inch Long		11.00	13.70	16.50		C
	36-inch Long		13.00	16.20	19.50		C
	48-inch Long		15.00	18.70	22.50		C
	Field-Cut All-Thread Hanger Rods						
	6-inch Long		10.00	12.50	15.00		C
	12-inch Long		11.00	13.70	16.50		C
	18-inch Long		12.00	15.00	18.00		C
	24-inch Long		14.00	17.50	21.00		C
	36-inch Long		16.00	20.00	24.00		C
	48-inch Long		18.00	22.50	27.00		C
	Hanger Channel Conduit Clamps						
	Up to 1-inch Diameter		3.00	3.75	4.50		C
	Up to 2-inch Diameter		4.00	5.00	6.00		C
	Up to 3-inch Diameter		5.00	6.25	7.50		C
	Up to 4-inch Diameter		6.00	7.50	9.00		C
	Up to 6-inch Diameter		8.00	10.00	12.00		C
	One Hole Conduit Straps						
	Up to 1-inch		4.00	5.00	6.00		C
	Up to 2-inch		4.25	5.30	6.35		C
	Up to 3-inch		4.50	5.60	6.75		C
	Up to 4-inch		5.00	6.25	7.50		C
	Up to 6-inch		6.00	7.50	9.00		C
	Two Hole Conduit Straps						
	Up to 1-inch		4.50	5.60	6.75		C
	Up to 2-inch		5.00	6.25	7.50		C
	Up to 3-inch		5.50	6.85	8.25		C
	Up to 4-inch		6.25	7.80	9.35		C
	Up to 6-inch		7.00	8.75	10.50		C








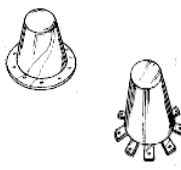
Section 8: Division 26—Electrical

	Description	Rev	Normal	Difficult	Very Difficult	Company Experience	Unit
	Conduit Ring Hangers						
	Up to 1-inch		25.00	31.20	37.50		C
	Up to 2-inch		27.50	34.30	41.20		C
	Up to 3-inch		30.00	37.50	45.00		C
	Up to 4-inch		35.00	43.70	52.50		C
	Up to 6-inch		40.00	50.00	60.00		C
	Adjustable Ring Hangers						
	Up to 1-inch		22.50	28.10	33.70		C
	Up to 2-inch		25.00	31.20	37.50		C
	Up to 3-inch		27.50	34.30	41.20		C
	Up to 4-inch		30.00	37.50	45.00		C
	Up to 6-inch		35.00	43.70	52.50		C
	Conduit Clamps						
	Up to 1-inch		30.00	37.50	45.00		C
	Up to 2-inch		35.00	43.70	52.50		C
	Up to 3-inch		40.00	50.00	60.00		C
	Up to 4-inch		45.00	56.20	67.50		C
	Up to 6-inch		50.00	62.50	75.00		C
	Mineralic Straps						
	Up to 1-inch		12.50	15.63	19.53		C
	Up to 2-inch		13.75	17.19	21.48		C
	Up to 3-inch		15.00	18.75	23.44		C
	Up to 4-inch		17.50	21.88	27.34		C
	Up to 6-inch		20.00	25.00	31.25		C
	Clevis Ring Hangers						
	Up to 1-inch		25.00	31.25	37.50		C
	Up to 2-inch		27.50	34.40	41.25		C
	Up to 3-inch		30.00	37.50	45.00		C
	Up to 4-inch		35.00	41.00	52.50		C
	Up to 6-inch		40.00	50.00	60.00		C
	Conduit Riser Clamps						
	Up to 1-inch		27.50	34.30	41.20		C
	Up to 2-inch		30.00	37.50	45.00		C
	Up to 3-inch		35.00	43.70	52.50		C
	Up to 4-inch		40.00	50.00	60.00		C
	Up to 6-inch		45.00	56.20	67.50		C
	U-Bolts						
	Up to 1-inch		25.00	31.20	37.50		C
	Up to 2-inch		27.50	34.30	41.20		C
	Up to 3-inch		30.00	37.50	45.00		C
	Up to 4-inch		35.00	43.70	52.50		C
	Up to 6-inch		40.00	50.00	60.00		C
	Conduit and Box Supports						
	Flange Mount Conduit and Cable Clip 3/8-inch		4.00	5.00	6.00		C
	Flange Mount Conduit and Cable Clip 1/2-inch		5.00	6.25	7.50		C
	Flange Mount Conduit and Cable Clip 1-inch		6.00	7.50	9.00		C
	Flange Mount Conduit and Cable Clip 1 1/4-inch		7.00	8.75	10.50		C
	Flange Mount Conduit and Cable Clip 1 1/2-inch		8.00	10.00	12.00		C
	Flange Mount Conduit and Cable Clip 2-inch		9.00	11.25	13.50		C
	Conduit Hangers 1/2-inch		5.00	6.25	7.50		C
	Conduit Hangers 3/4-inch		6.00	7.50	9.00		C
	Conduit Hangers 1-inch		7.00	8.75	10.50		C
	Conduit Hangers 1 1/4-inch		8.00	10.00	12.00		C
	Multi-Function Clip		9.00	11.25	13.50		C
	Combination Box/Conduit Hangers 1/2-inch		6.00	7.50	9.00		C
	Combination Box/Conduit Hangers 3/4-inch		7.00	8.75	10.50		C
	Hammer-on Flange Clip 1/8-inch - 1/4-inch		5.00	6.25	7.50		C
	Hammer-on Flange Clip 5/16-inch - 1/2-inch		6.00	7.50	9.00		C
	Hammer-on Flange Clip 9/16-inch - 3/4-inch		7.00	8.75	10.50		C
	Box Mounting Bracket		6.00	7.50	9.00		C
	Screw Gun Box Bracket		6.00	7.50	9.00		C
	Anti-Rattle Support		4.50	5.63	6.75		C
	Snap-On Fixture Box Hanger		9.50	11.88	14.25		C
	Stud Grommet for Conduit, MC or NM		0.10	0.12	0.15		E

Section 8: Division 26—Electrical

	Description	Rev	Normal	Difficult	Very Difficult	Company Experience	Unit
	Beam Clamps						
	Beam Clamps for Threaded Rods up to 1/2-inch		30.00	37.50	45.00		C
	Adjustable Beam Clamps-Threaded Rods up to 1/2-inch		40.00	50.00	60.00		C
	Trapeze Hangers without Beam Clamps or Inserts						
	6-inch x 6-inch		30.00	37.50	45.00		C
	6-inch x 12-inch		31.00	38.70	46.50		C
	12-inch x 12-inch		32.00	40.00	48.00		C
	12-inch x 24-inch		34.00	42.50	51.00		C
	18-inch x 18-inch		36.00	45.00	54.00		C
	18-inch x 36-inch		38.00	47.50	57.00		C
	24-inch x 24-inch		40.00	50.00	60.00		C
	24-inch x 36-inch		43.00	53.70	64.50		C
	24-inch x 48-inch		46.00	57.50	69.00		C
	36-inch x 36-inch		49.00	61.20	73.50		C
	36-inch x 60-inch		56.00	70.00	84.00		C
	48-inch x 48-inch		60.00	75.00	90.00		C
48-inch x 60-inch		65.00	81.00	98.00		C	
	Drill Holes in Steel (Up to 1/4-inch Thick)						
	1/4-inch Diameter		16.00	20.00	24.00		C
	3/8-inch Diameter		17.00	21.20	25.50		C
	1/2-inch Diameter		18.00	22.50	27.00		C
	5/8-inch Diameter		20.00	25.00	30.00		C
	3/4-inch Diameter		23.00	28.70	34.50		C
	7/8-inch Diameter		26.00	32.50	39.00		C
	1-inch Diameter		30.00	37.50	45.00		C
	Drill Holes in Wood Stud						
	1/2-inch		0.07	0.10	0.15		E
	3/4-inch		0.10	0.14	0.20		E
	1-inch		0.15	0.18	0.25		E
	1 1/4-inch		0.25	0.32	0.40		E
	1 1/2-inch		0.30	0.45	0.55		E
2-inch		0.35	0.55	0.65		E	
Miscellaneous Bolts, Washers, Nuts & Screws							
	Bolt, Washer, and Nut						
	1/2 X 3/16 Flat Washer		0.70	0.88	1.09		C
	9/16 X 1/4 Flat Washer		0.70	0.88	1.09		C
	31/31 X 3/8 Flat Washer		0.70	0.88	1.09		C
	1 1/4 X 1/4 Fender Washer		0.70	0.88	1.09		C
	1 1/2 X 1/4 Fender Washer		0.70	0.88	1.09		C
	1 1/2 X 3/8 Fender Washer		0.70	0.88	1.09		C
	1 1/2 X 1/2 Fender Washer		0.70	0.88	1.09		C
	3/16 Lock Washer		0.70	0.88	1.09		C
	1/4 Lock Washer		0.70	0.88	1.09		C
	3/8 Lock Washer		0.70	0.88	1.09		C
	1/2 Lock Washer		0.70	0.88	1.09		C
	3/8 Belleville Washer		0.70	0.88	1.09		C
	1/2 Belleville Washer		0.70	0.88	1.09		C
	6/32 X 1/2 RHMS		2.75	3.44	4.30		C
	6/32 X 3/4 RHMS		2.75	3.44	4.30		C
	6/32 X 1 RHMS		2.75	3.44	4.30		C
	6/32 X 1 1/4 RHMS		2.80	3.50	4.38		C
	6/32 X 1 1/2 RHMS		2.80	3.50	4.38		C
	6/32 X 2 RHMS		2.80	3.50	4.38		C
	8/32 X 1/2 RHMS		2.75	3.44	4.30		C
	8/32 X 3/4 RHMS		2.75	3.44	4.30		C
	8/32 X 1 RHMS		2.75	3.44	4.30		C
	8/32 X 1 1/4 RHMS		2.80	3.50	4.38		C
	8/32 X 1 1/2 RHMS		2.80	3.50	4.38		C
	8/32 X 2 RHMS		2.80	3.50	4.38		C
	10/32 X 1/2 RHMS		2.75	3.44	4.30		C
	10/32 X 3/4 RHMS		2.75	3.44	4.30		C
	10/32 X 1 RHMS		2.75	3.44	4.30		C
	10/32 X 1 1/4 RHMS		2.80	3.50	4.38		C
	10/32 X 1 1/2 RHMS		2.80	3.50	4.38		C
	10/32 X 2 RHMS		2.80	3.50	4.38		C
10/24 X 1/2 RHMS		2.75	3.44	4.30		C	
10/24 X 3/4 RHMS		2.75	3.44	4.30		C	
10/24 X 1 RHMS		2.75	3.44	4.30		C	
10/24 X 1 1/4 RHMS		2.80	3.50	4.38		C	
10/24 X 1 1/2 RHMS		2.80	3.50	4.38		C	
10/24 X 2 RHMS		2.80	3.50	4.38		C	

Section 8: Division 26—Electrical

	Description	Rev	Normal	Difficult	Very Difficult	Company Experience	Unit
	1/4-20 X 1/2 RHMS		2.75	3.44	4.30		C
	1/4-20 X 3/4 RHMS		2.75	3.44	4.30		C
	1/4-20 X 1 RHMS		2.75	3.44	4.30		C
	1/4-20 X 1 1/4 RHMS		2.80	3.50	4.38		C
	1/4-20 X 1 1/2 RHMS		2.80	3.50	4.38		C
	1/4-20 X 2 RHMS		2.80	3.50	4.38		C
		3/8-16 1/2 RHMS		2.80	3.50	4.38	
3/8-16 3/4 RHMS			2.80	3.50	4.38		C
3/8-16 1 RHMS			2.80	3.50	4.38		C
3/8-16 1 1/4 RHMS			2.85	3.56	4.45		C
3/8-16 1 1/2 RHMS			2.85	3.56	4.45		C
3/8-16 2 RHMS			2.85	3.56	4.45		C
	1/2-13 1/2 RHMS		2.80	3.50	4.38		C
	1/2-13 3/4 RHMS		2.80	3.50	4.38		C
	1/2-13 1 RHMS		2.80	3.50	4.38		C
	1/2-13 1 1/4 RHMS		2.85	3.56	4.45		C
	1/2-13 1 1/2 RHMS		2.85	3.56	4.45		C
	1/2-13 2 RHMS		2.85	3.56	4.45		C
	6/32 Hex Nut		2.60	3.25	4.06		C
	8/32 Hex Nut		2.60	3.25	4.06		C
	10/32 Hex Nut		2.60	3.25	4.06		C
	10/24 Hex Nut		2.60	3.25	4.06		C
	1/4-20 Hex Nut		2.60	3.25	4.06		C
	3/8-16 Hex Nut		2.80	3.50	4.38		C
	Sheet Metal Screw						
	8X1/2 Sheet Metal Screw		3.10	3.88	4.84		C
	8X3/4 Sheet Metal Screw		3.10	3.88	4.84		C
	8X1 Sheet Metal Screw		3.10	3.88	4.84		C
	8X1 1/4 Sheet Metal Screw		3.15	3.94	4.92		C
	8X1 1/2 Sheet Metal Screw		3.15	3.94	4.92		C
	8X2 Sheet Metal Screw		3.15	3.94	4.92		C
	10X1/2 Sheet Metal Screw		3.10	3.88	4.84		C
	10X3/4 Sheet Metal Screw		3.10	3.88	4.84		C
	10X1 Sheet Metal Screw		3.15	3.94	4.92		C
	10X1 1/4 Sheet Metal Screw		3.15	3.94	4.92		C
	10X1 1/2 Sheet Metal Screw		3.20	4.00	5.00		C
	10X2 Sheet Metal Screw		3.20	4.00	5.00		C
		Machine Screw-Drill & Tap					
1/4-inch Diameter			24.00	30.00	36.00		C
3/8-inch Diameter			30.00	37.50	45.00		C
1/2-inch Diameter			36.00	45.00	54.00		C
5/8-inch Diameter			42.00	52.50	63.00		C
3/4-inch Diameter			48.00	60.00	72.00		C
	Self Tapping Screws						
	1/8-inch Diameter		5.00	6.25	7.50		C
	1/4-inch Diameter		6.00	7.50	9.00		C
	3/8-inch Diameter		8.00	10.00	12.00		C
	Cones						
	Plastic or Metal Cones Nailed to Wood Deck		40.00	50.00	60.00		C
	Metal Cones Screwed to Steel Decks		60.00	75.00	90.00		C
	Metal Cones Tack Welded to Steel Decks		100.00	125.00	150.00		C