











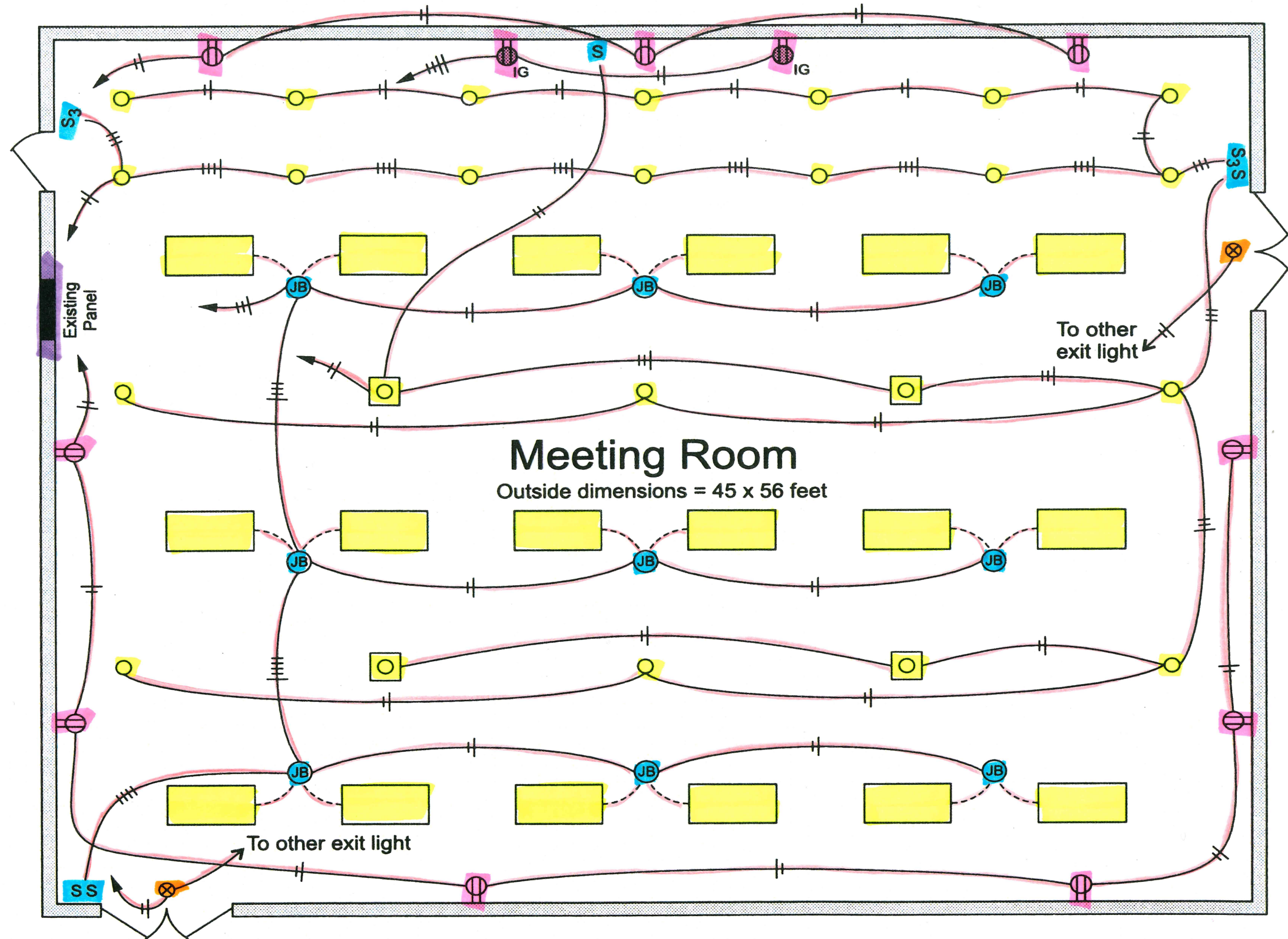


**NOTES:**

1. No change to existing A/C and air handler
2. No change to existing feeder.
3. No change to panel or circuit breakers.
4. Suspended ceiling 8 feet above finish floor.
5. Structural ceiling 12 feet above finish floor.

LEGEND	
SYMBOL	DISCRIPTION
	Prewired 2 x 4 Lay-in Fluorescent Fixture
	Lighting Outlet, Ceiling Mount
	Recessed Light
	Exit Light
	Switch, Single Pole
	Switch, 3-Way
	Duplex Receptacle, 20A 125v
	Isolated Ground Receptacle, 20A 125V
	1/2 EMT w/ 2- No. 12's
	1/2 EMT w/ 3- No. 12's
	1/2 EMT w/ 4- No. 12's
	1/2 EMT w/ 5- No. 12's



<b>ELECTRICAL PLANS MEETING ROOM</b>	SCALE 3/16" = 1'	Revised 1-1-XXXX	<b>M-1</b>
--	---------------------	---------------------	------------